

Engineering R&D in the FY 2009 Budget

Kei Koizumi

May 6, 2008

for the Engineering R&D Symposium

AAAS R&D Budget and Policy Program

<http://www.aaas.org/spp/rd>

See the “What’s New” section for the latest updates; see the “Seminars and Presentations” section for copies of this presentation.

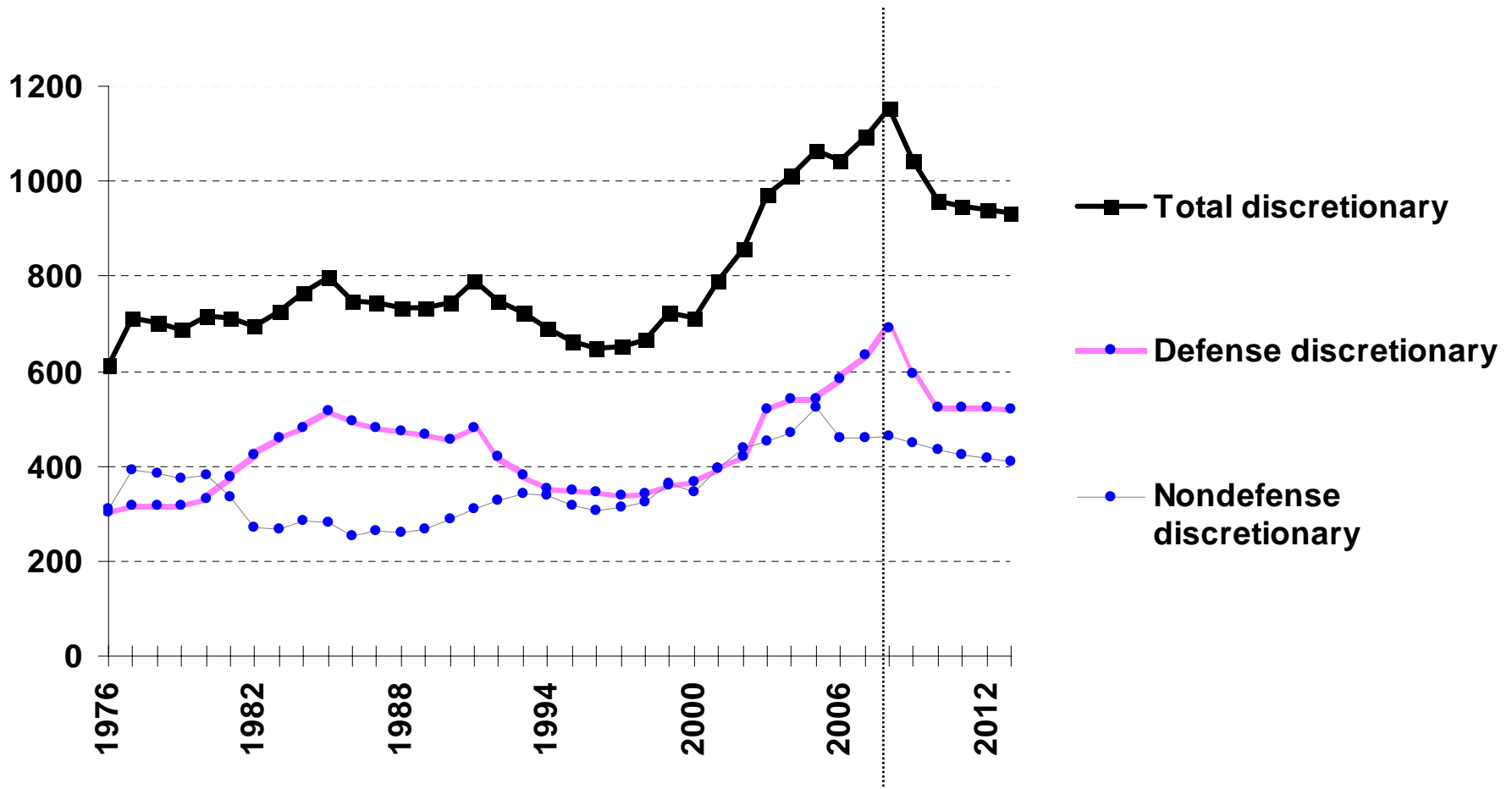


THE 2009 BUDGET

- The President has proposed a \$3.1 trillion budget for FY 2009.
- The budget deficit could approach a record \$500 billion this year and next year.
- To help control the deficit, the President proposes to keep domestic appropriations flat, and leaves war funding out of the budget beyond January 2009. The budget proposes steep cuts in many domestic programs and several program eliminations.

Trends in Discretionary Spending, FY 1976-2013

in billions of constant FY 2008 dollars



Data in fiscal years. Source: *Budget of the United States Government, FY 2009*.
 FY 2008 data are estimates. FY 2009-2013 data are budget projections. FY 2009-2013 figures exclude Iraq and Afghanistan military costs.

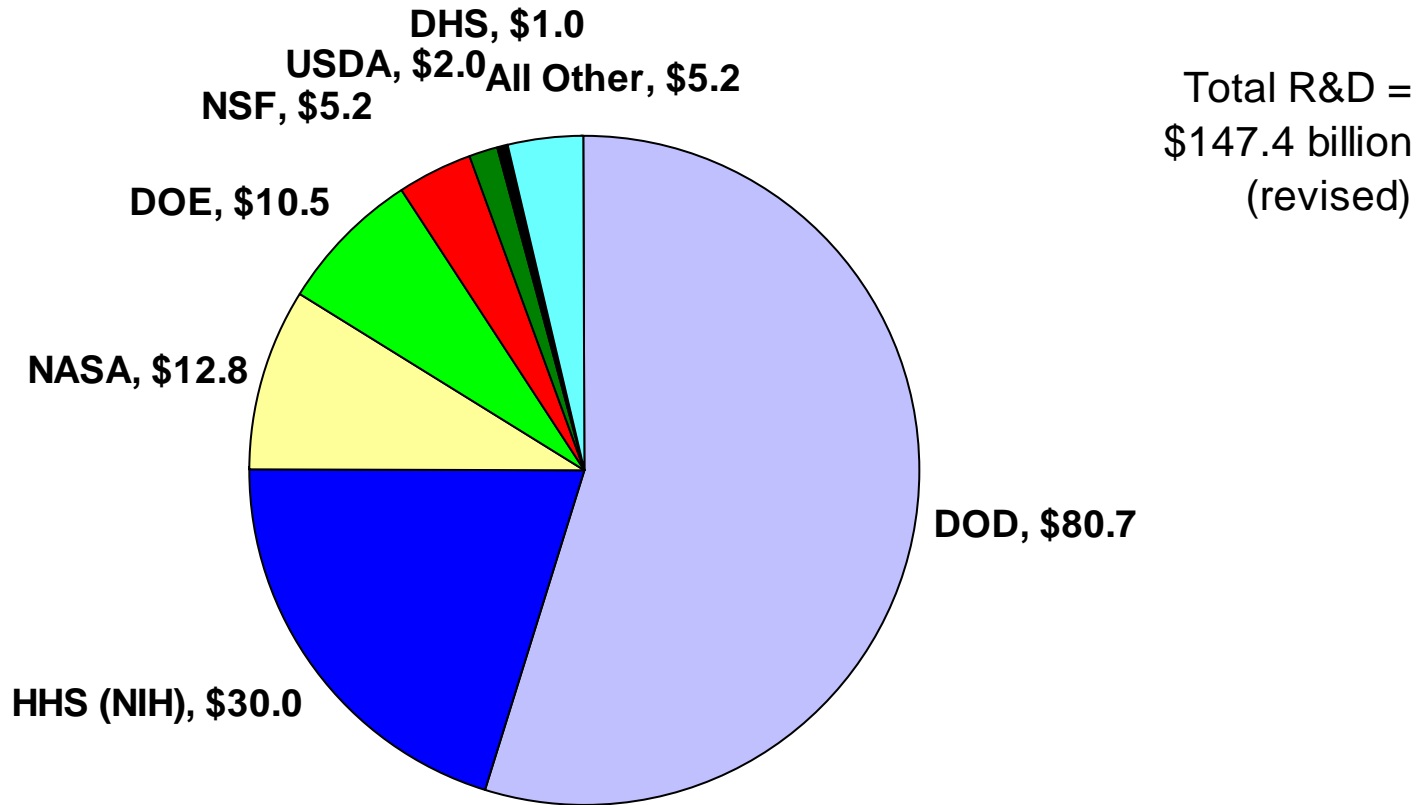
FEB. '08 © 2008 AAAS

THE 2009 BUDGET FOR R&D

- The American Competitiveness Initiative (ACI) continues for a third year, with large increases for NSF, DOE Science, and the NIST labs to catch up to a 10-year doubling track.
- Again, there would be large increases for DOD weapons and NASA spacecraft development, but also increases for most R&D programs.
- The NIH budget would be flat, agricultural and environmental R&D agencies would decline.

Total R&D by Agency: FY 2009 Proposed

Budget Authority in billions of dollars



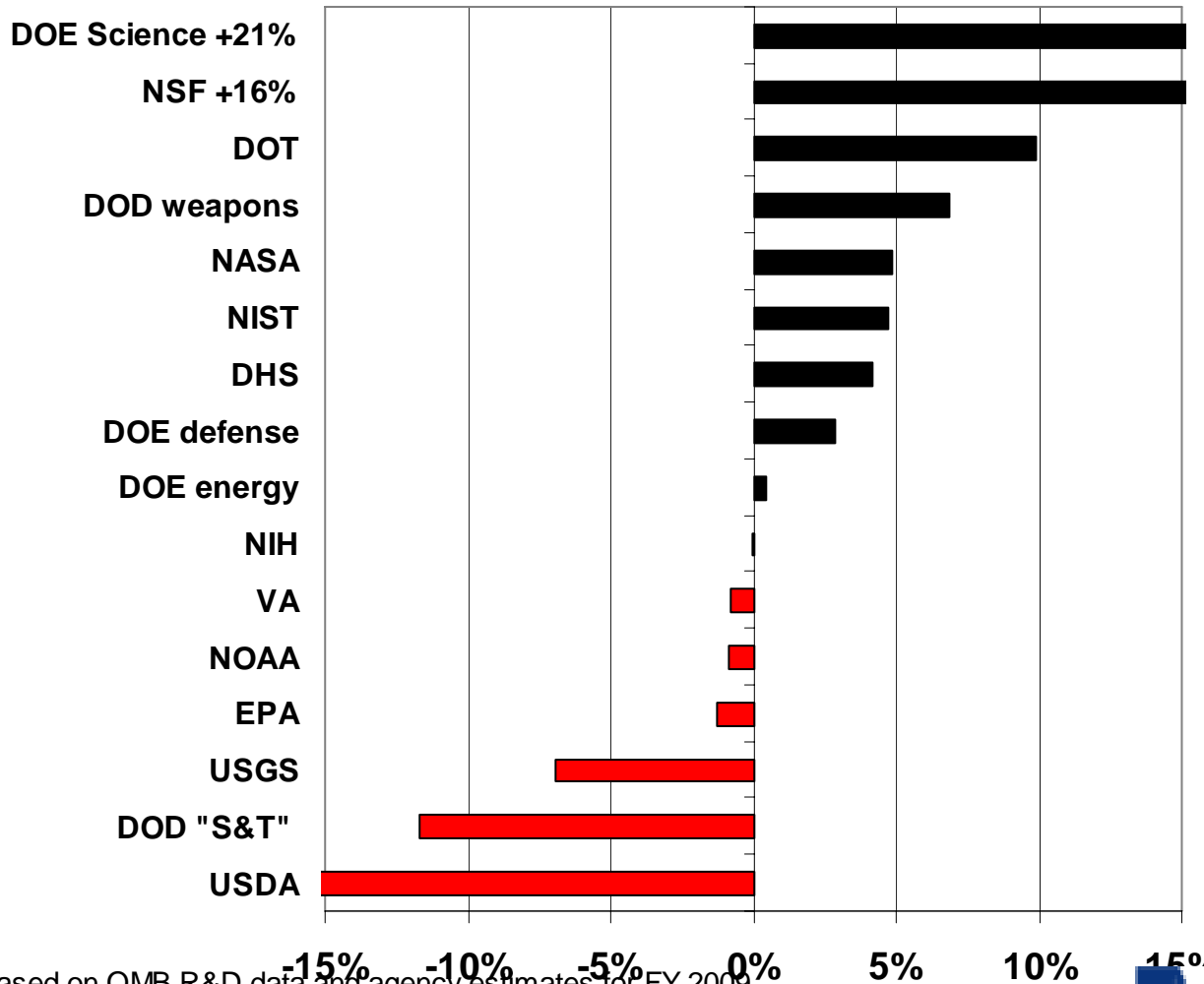
Source: AAAS, based on OMB R&D Budget Data and agency estimates for FY 2009.

MARCH '08 REVISED © 2008 AAAS



FY 2009 R&D Request

Percent Change from FY 2008

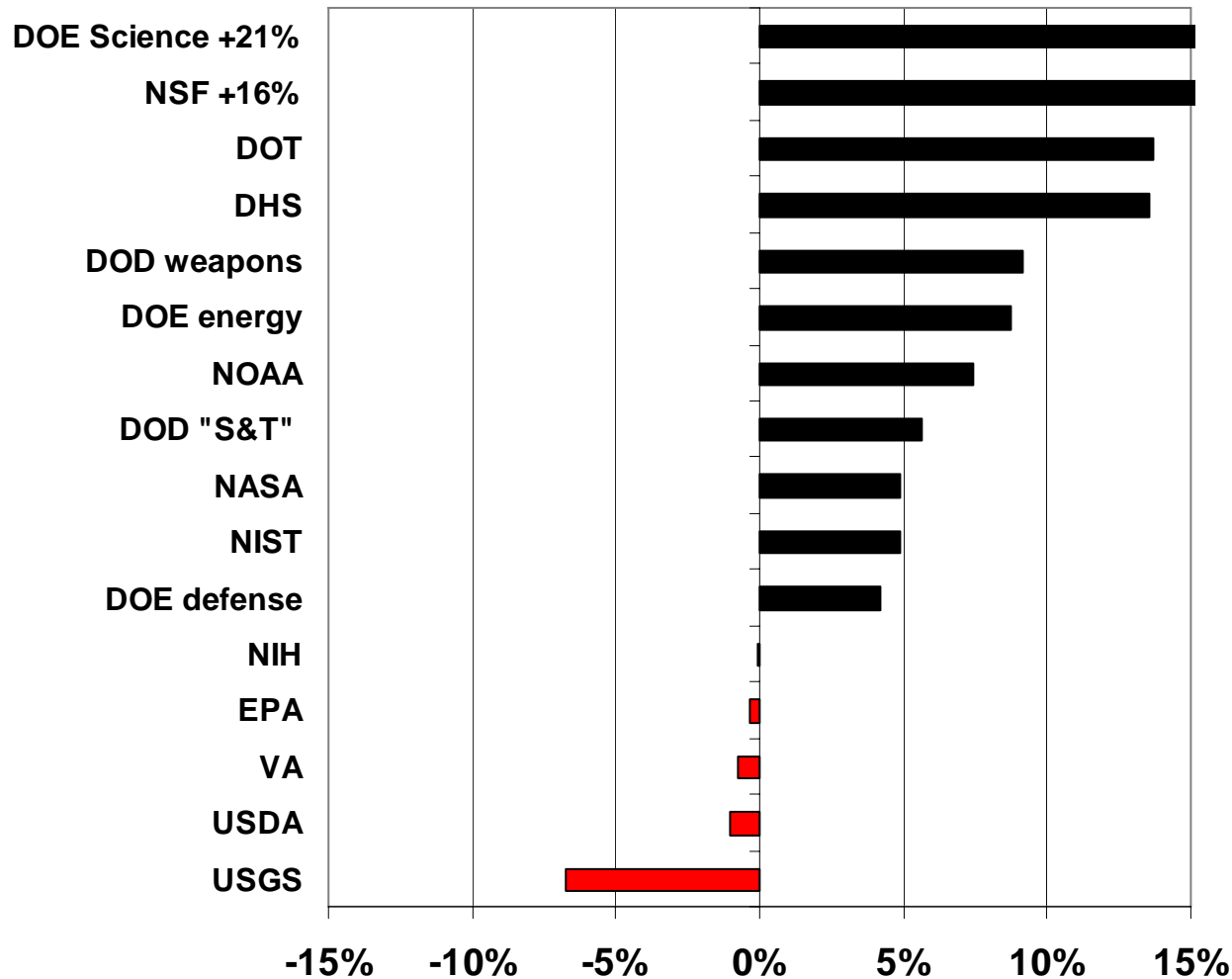


Source: AAAS, based on OMB R&D data and agency estimates for FY 2009.
 DOD "S&T" = DOD R&D in "6.1" through "6.3" categories plus medical research.
 DOD weapons = DOD R&D in "6.4" and higher categories.
 MARCH '08 REVISED © 2008 AAAS



FY 2009 R&D Request (without earmarks)

Percent Change from FY 2008 excluding '08 earmarks



Source: AAAS, based on OMB R&D data and agency estimates for FY 2009.

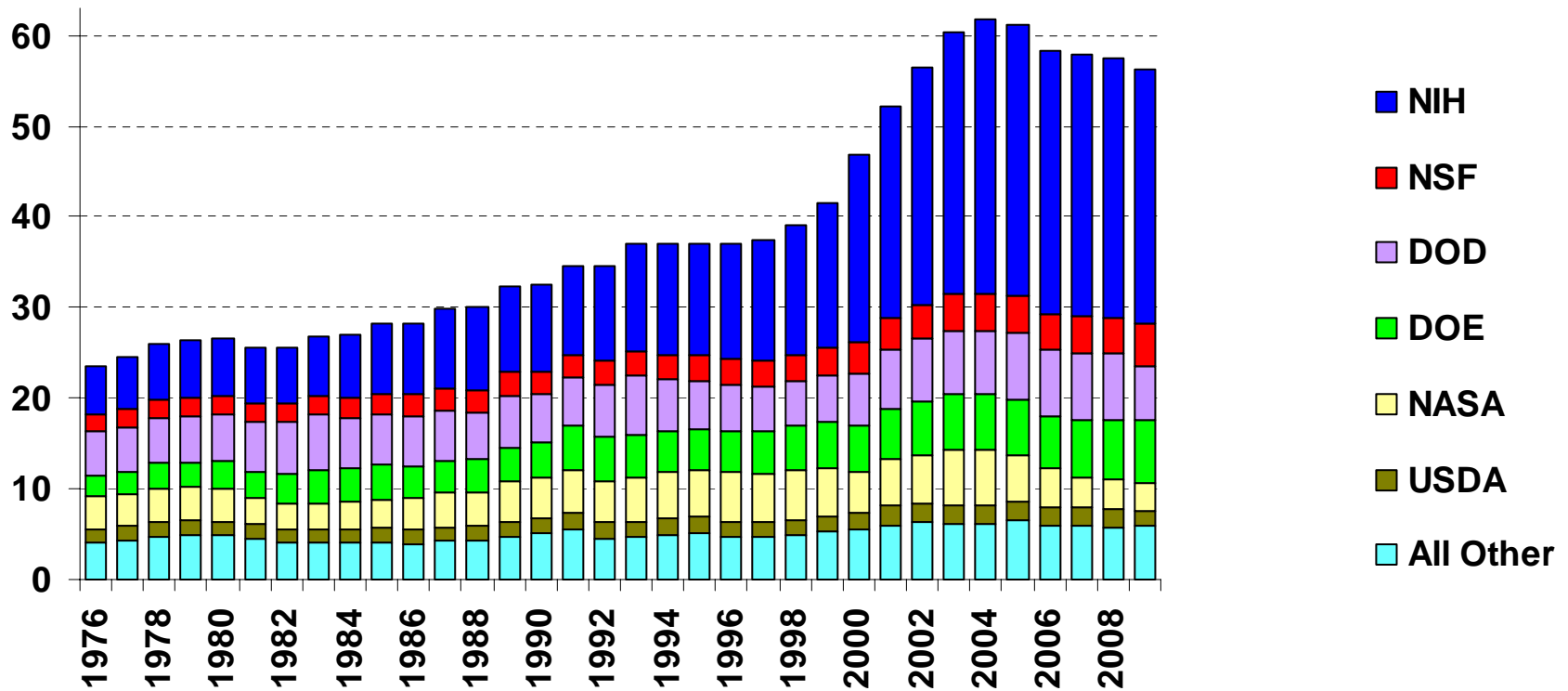
DOD "S&T" = DOD R&D in "6.1" through "6.3" categories plus medical research.

DOD weapons = DOD R&D in "6.4" and higher categories. R&D earmarks as tabulated by AAAS from final 2008 appropriations in December 2007 analyses. MARCH '08 REVISED © 2008 AAAS



Trends in Research by Agency, FY 1976-2009 *

in billions of constant FY 2008 dollars



Source: AAAS analyses of R&D in annual AAAS R&D reports.

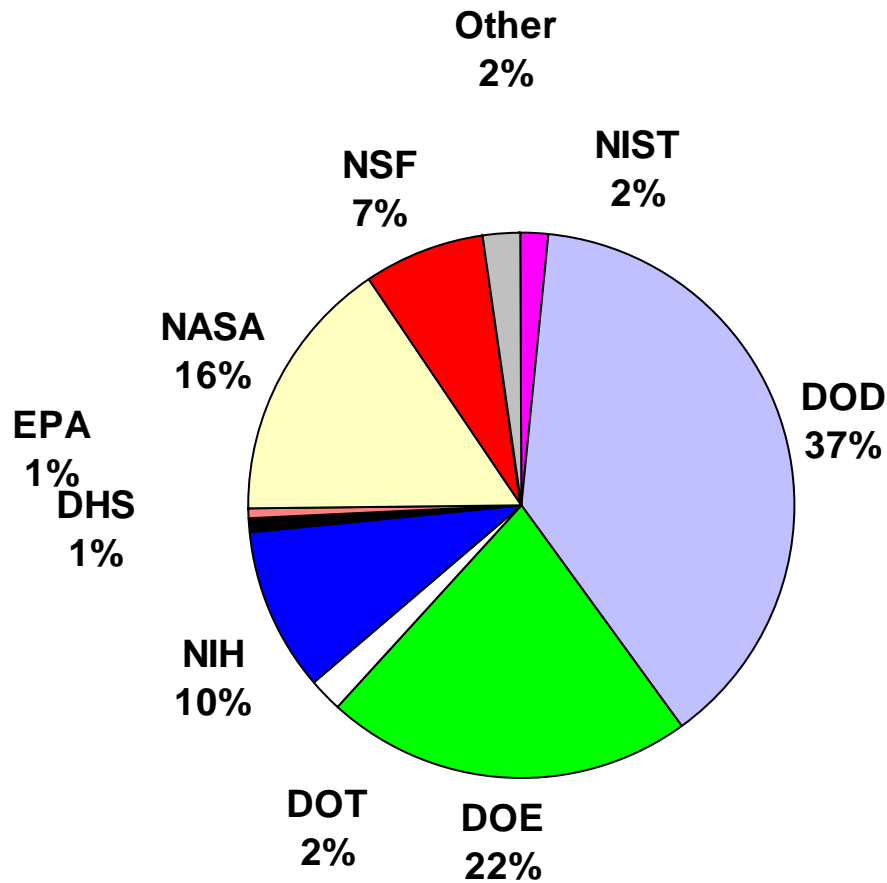
* FY 2009 figures are latest AAAS estimates of FY 2009 request. Research includes basic research and applied research. 1976-1994 figures are NSF data on obligations in the Federal Funds survey.

MARCH '08 REVISED © 2008 AAAS



Engineering Research in the FY 2007 Budget (preliminary obligations)

Total Engineering
Research :
\$9.5 billion
(includes basic
research and
applied research)



Army = 14% of total
Navy = 6%
Air Force = 9%
Defense Agencies = 9%

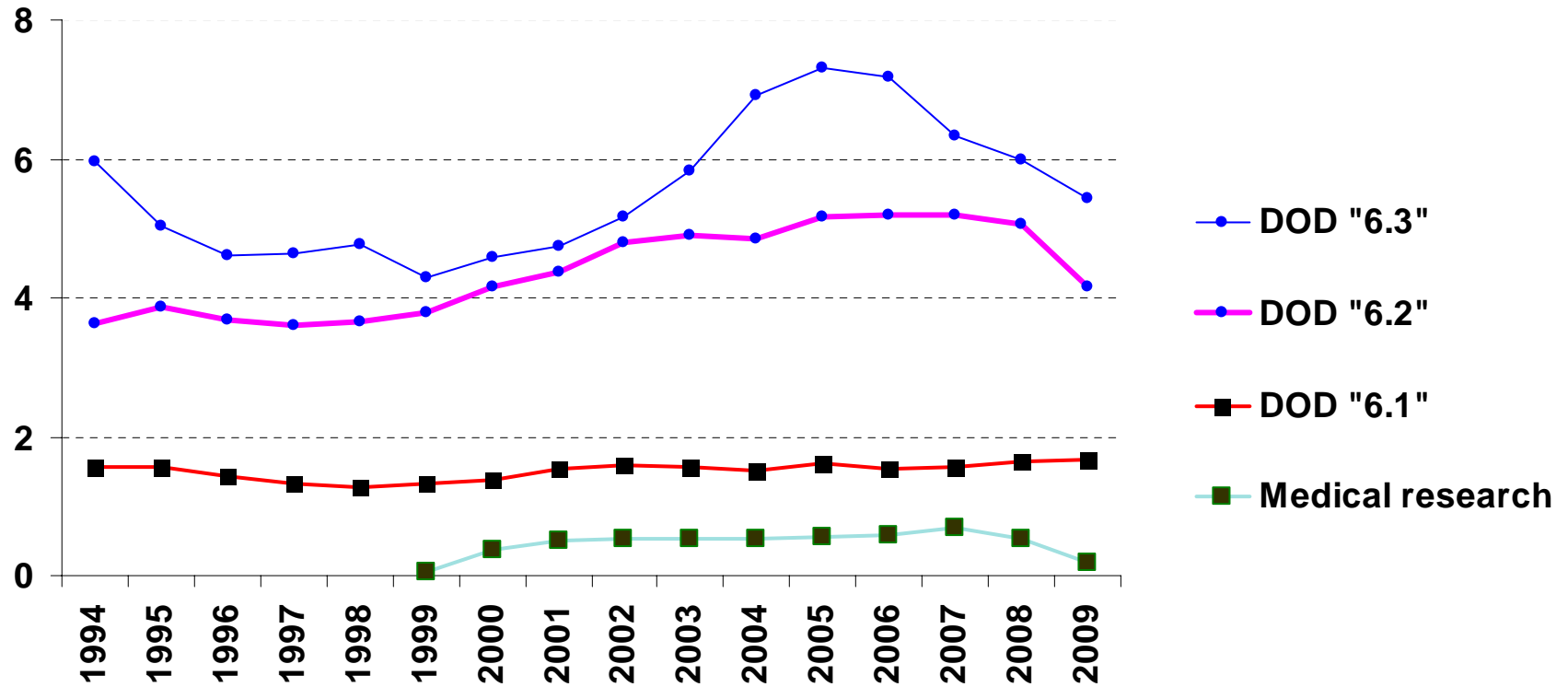
Source: National Science Foundation, *Federal Funds for Research and Development FY 2005, 2006 and 2007, 2008*. Data exclude development and R&D facilities.

FEB. '08 © 2008 AAAS



Trends in DOD "S&T", FY 1994-2009 *

in billions of constant FY 2008 dollars



Source: AAAS analyses of R&D in annual AAAS R&D reports.

* - FY 2009 figures are latest AAAS estimates of FY 2009 request.

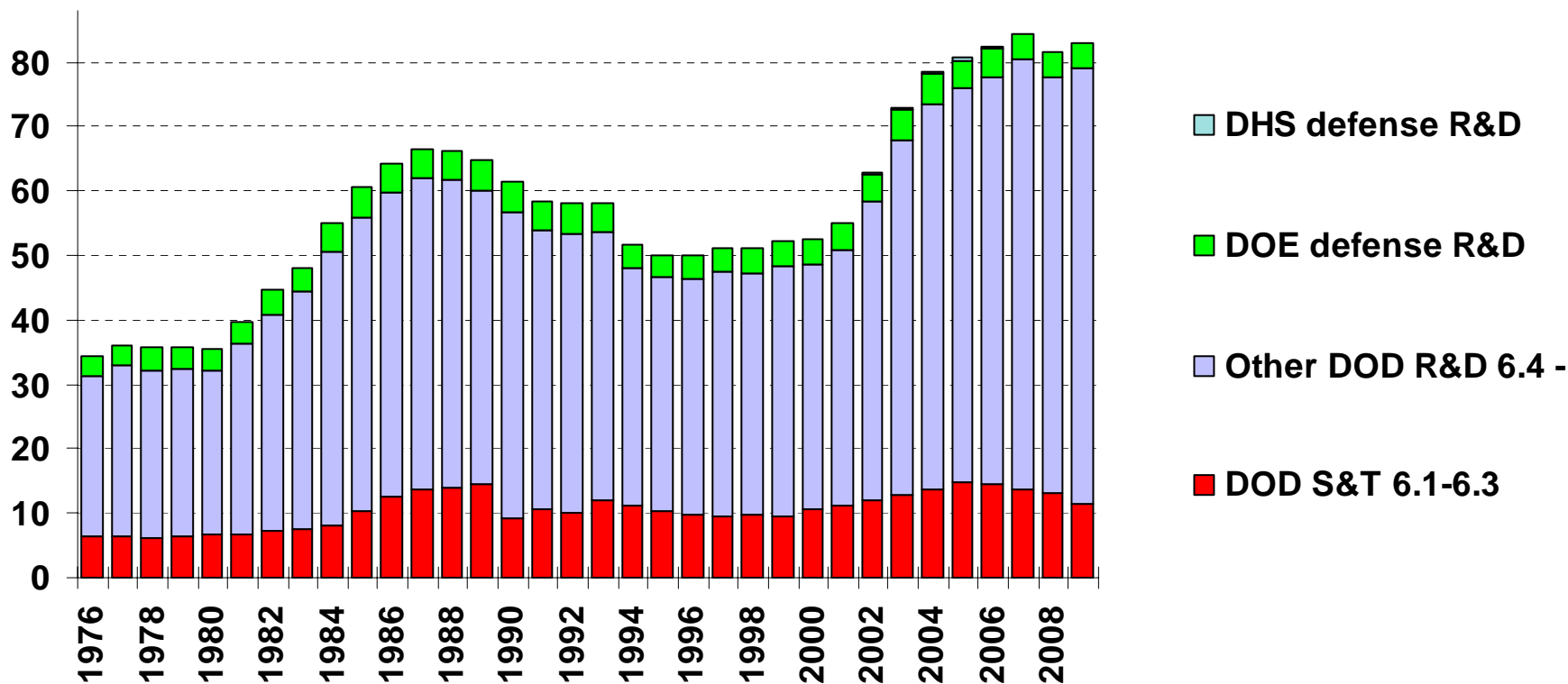
Medical research appropriated outside RDT&E; appropriated in "6.2" accounts before 1999.

FEBRUARY '08 © 2008 AAAS



Trends in Defense R&D, FY 1976-2009 *

in billions of constant FY 2008 dollars



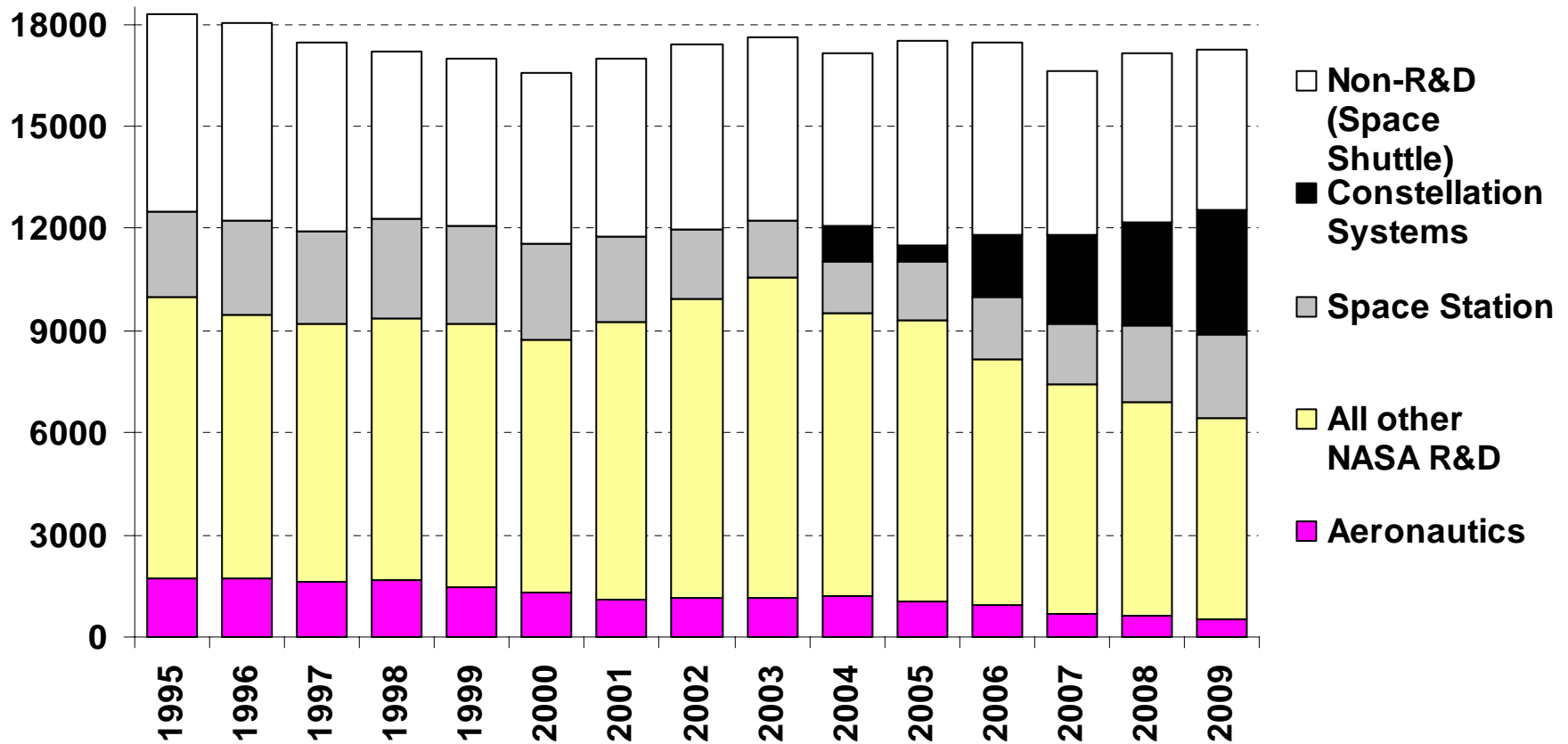
Source: AAAS analyses of R&D in annual R&D reports. * - FY 2009 figures are latest AAAS estimates of FY 2009 request. FY 2008 figures exclude pending supplementals. R&D includes conduct of R&D and R&D facilities. DOD S&T figures are not comparable for all years because of changing definitions.

MARCH '08 REVISED © 2008 AAAS



Trends in NASA R&D, FY 1995-2009 *

in millions of constant FY 2008 dollars



Source: AAAS analyses of R&D in AAAS Reports VIII-XXXIII. * FY 2009 figures are latest AAAS estimates of FY 2009 request. Program budgets include associated support costs.

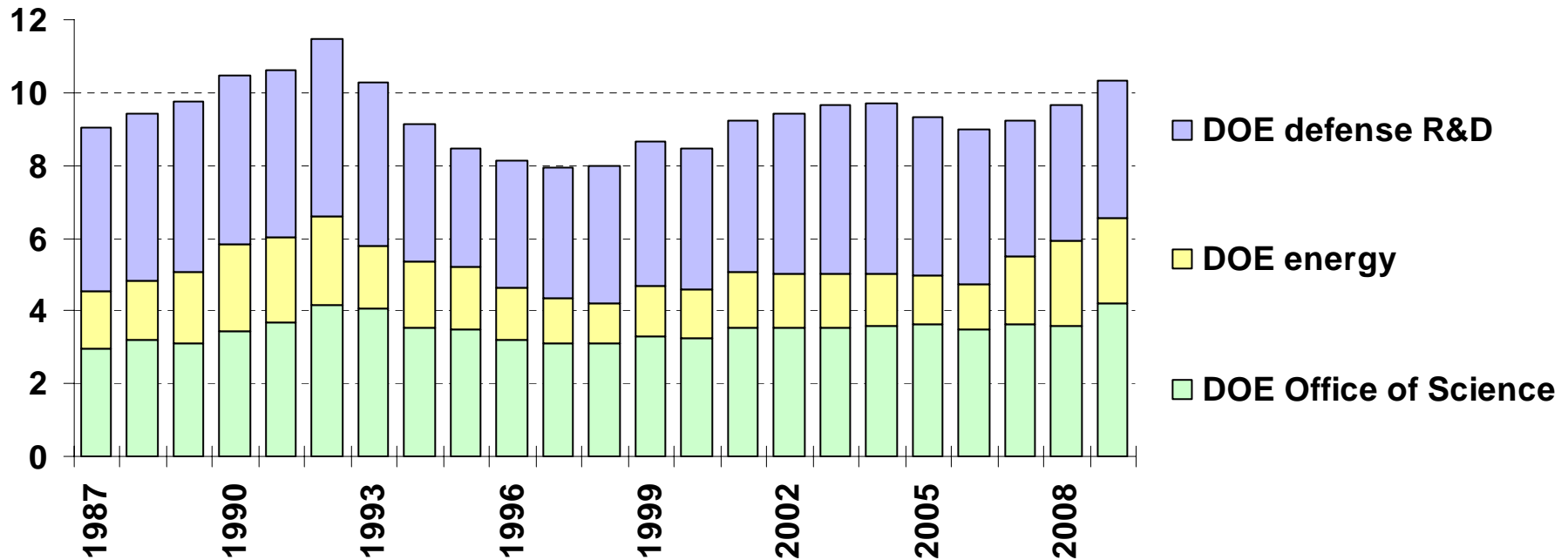
R&D includes conduct of R&D and R&D facilities.

MARCH '08 REVISED © 2008 AAAS



Trends in DOE R&D, FY 1987- 2009 *

in billions of constant FY 2008 dollars



Source: AAAS analyses of R&D in AAAS Reports VIII-XXXIII. * FY 2009 figures are latest AAAS estimates of FY 2009 request.

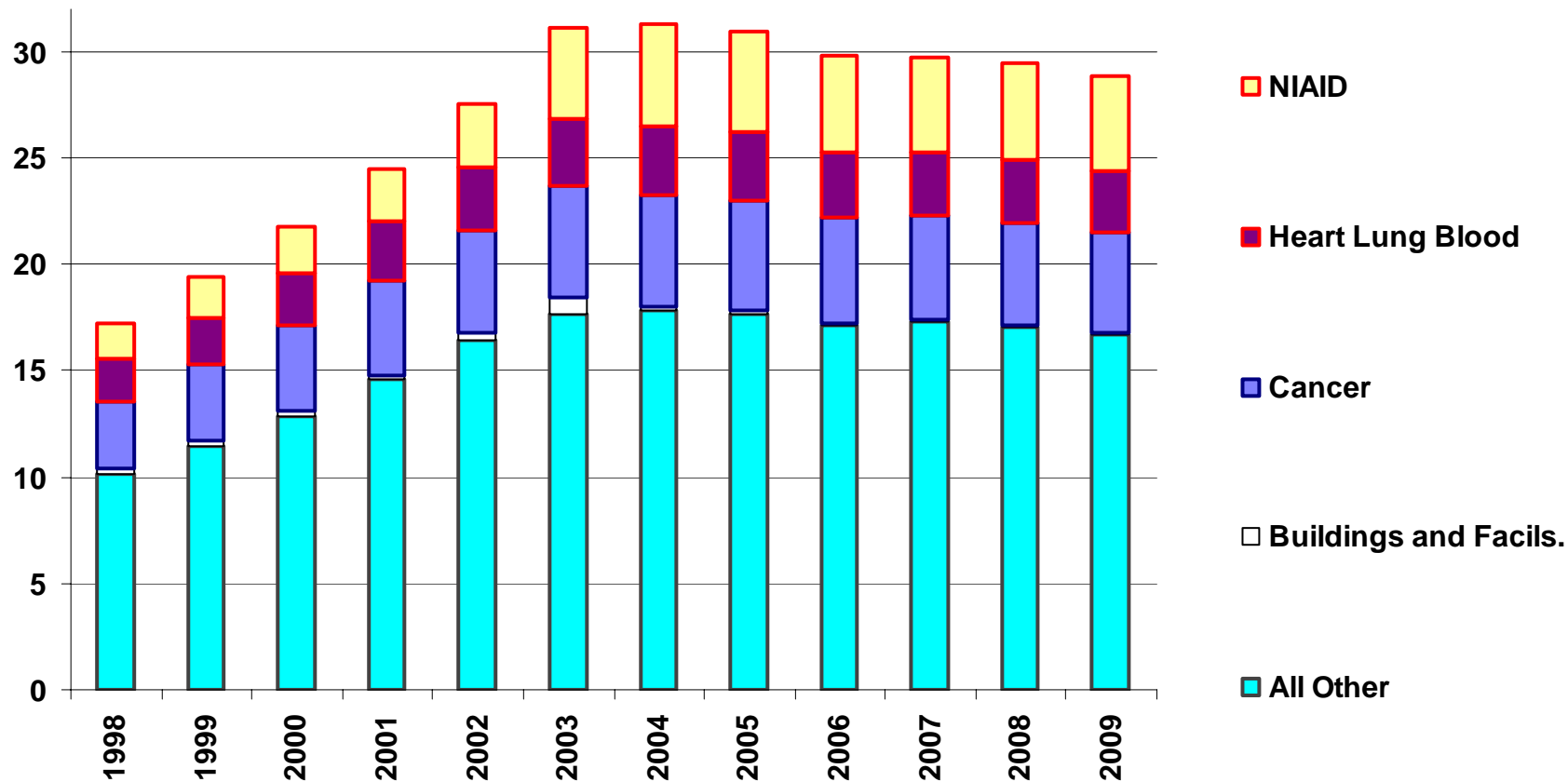
R&D includes conduct of R&D and R&D facilities.

FEBRUARY '08 REVISED © 2008 AAAS



National Institutes of Health Budget by Institute, 1998-2009 *

(budget authority in billions of constant FY 2008 dollars)



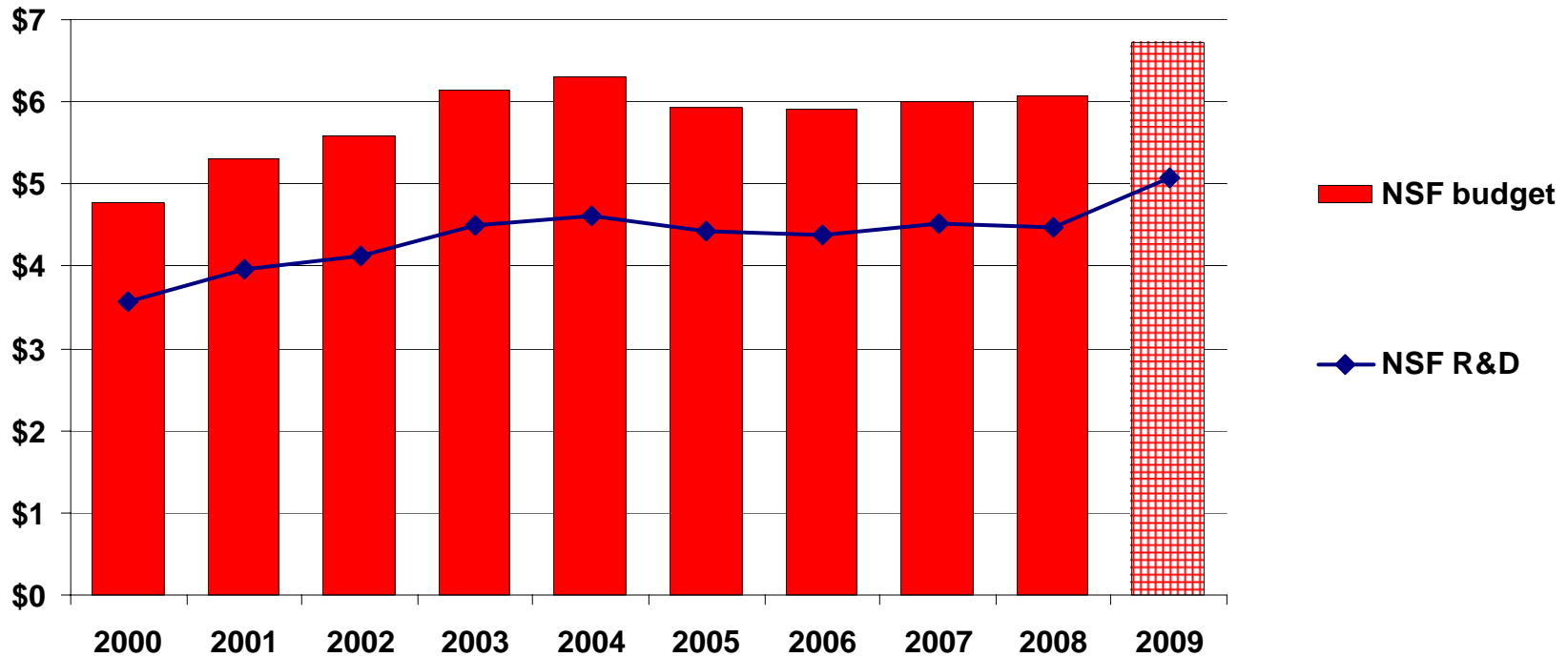
Source: AAAS R&D reports from NIH budget documents 1998-2009. * 2009 is latest AAAS estimates of FY 2009 request. Adjusted for inflation using OMB's GDP deflators.

FEB. '08 © 2008 AAAS



National Science Foundation Budget, FY 2000-2009

(budget authority in billions of constant FY 2008 dollars)

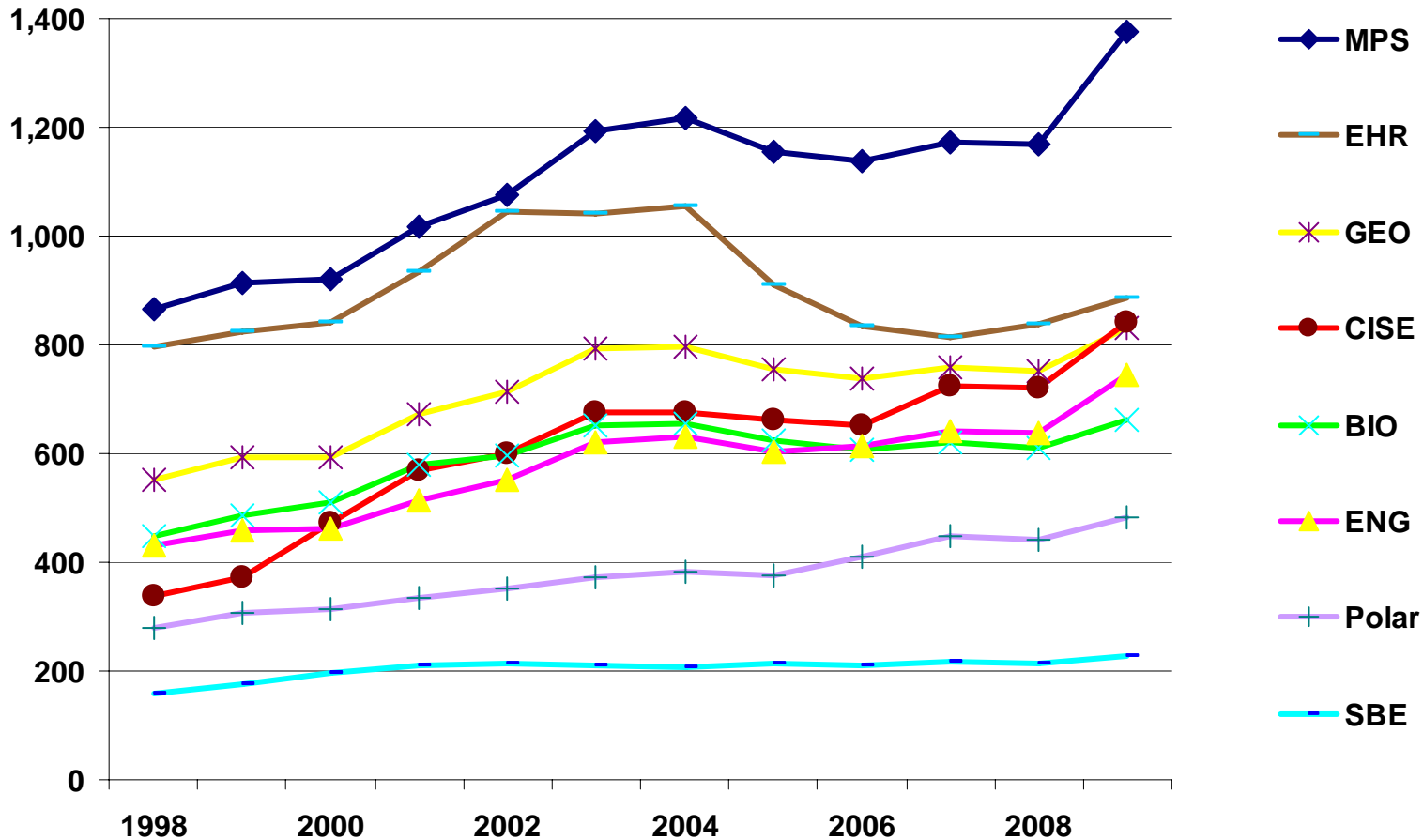


Source: National Science Foundation, and latest AAAS estimates of FY 2009 budget. FY 2009 is budget request.
FEB. '08 © 2008 AAAS



NSF Budget by Directorate, FY 1998-2009

(budget authority in millions of constant FY 2008 dollars)



Source: National Science Foundation data. FY 2009 figures are President's request.

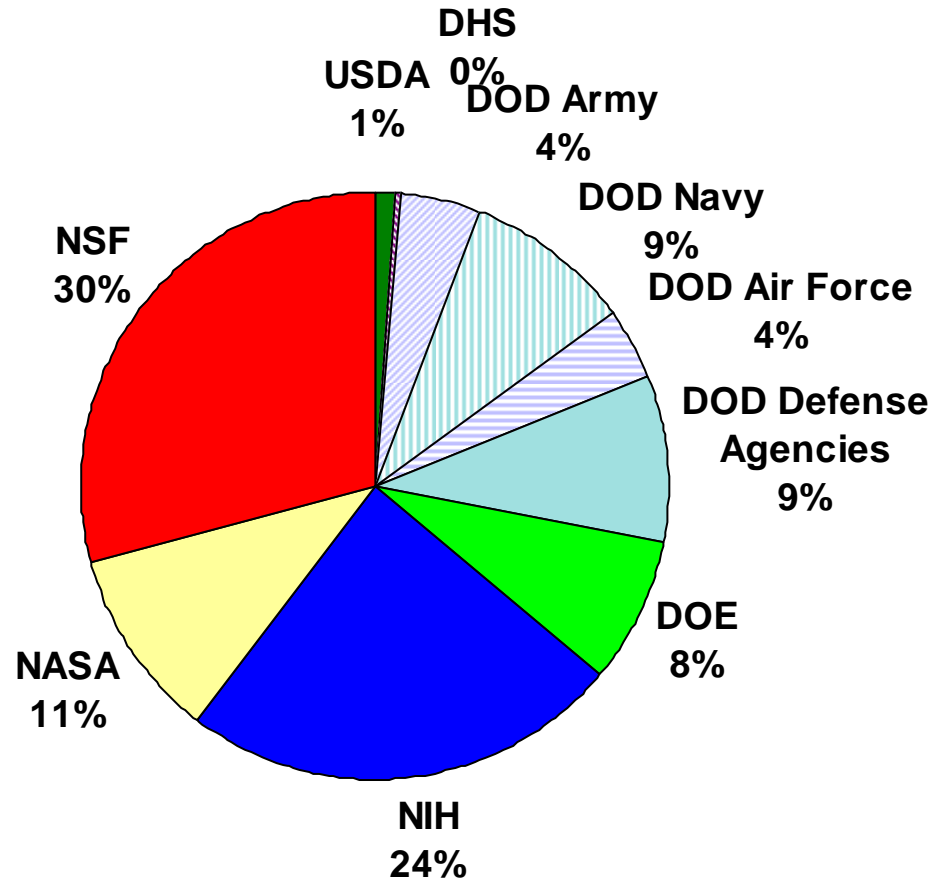
CISE includes new Office of Cyberinfrastructure.

R&D and non-R&D components included in directorate budgets.

FEB. '08 © 2008 AAAS



ACADEMIC Engineering Research in the FY 2007 Budget (preliminary obligations)

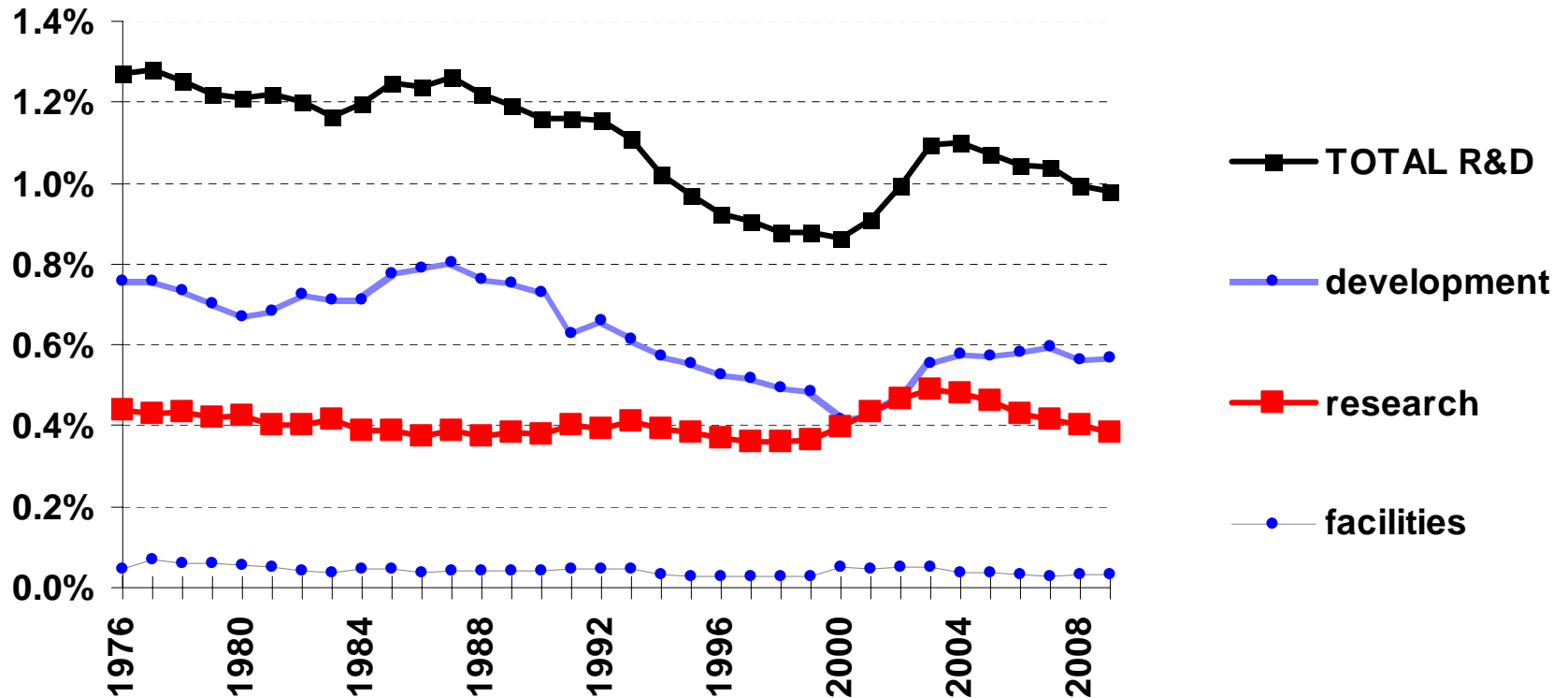


Total Engineering Research :
\$1.9 billion.
Data are for
USDA, DOD,
DOE, DHS, HHS,
NASA, and NSF
only.

Source: National Science Foundation, *Federal Funds for Research and Development FY 2005, 2006, and 2007, 2008*.
Data exclude development and R&D facilities.
FEB '08 © 2008 AAAS



Trends in Federal R&D as % of GDP, FY 1976-2009 *



Source: AAAS analyses of R&D in annual AAAS R&D reports. * FY 2009 figures are latest AAAS estimates of FY 2009 request. R&D includes conduct of R&D and R&D facilities. Data to 1984 are obligations from the NSF Federal Funds survey. GDP figures are from OMB, Budget of the U.S. Government FY 2009. MARCH '08 REVISED © 2008 AAAS

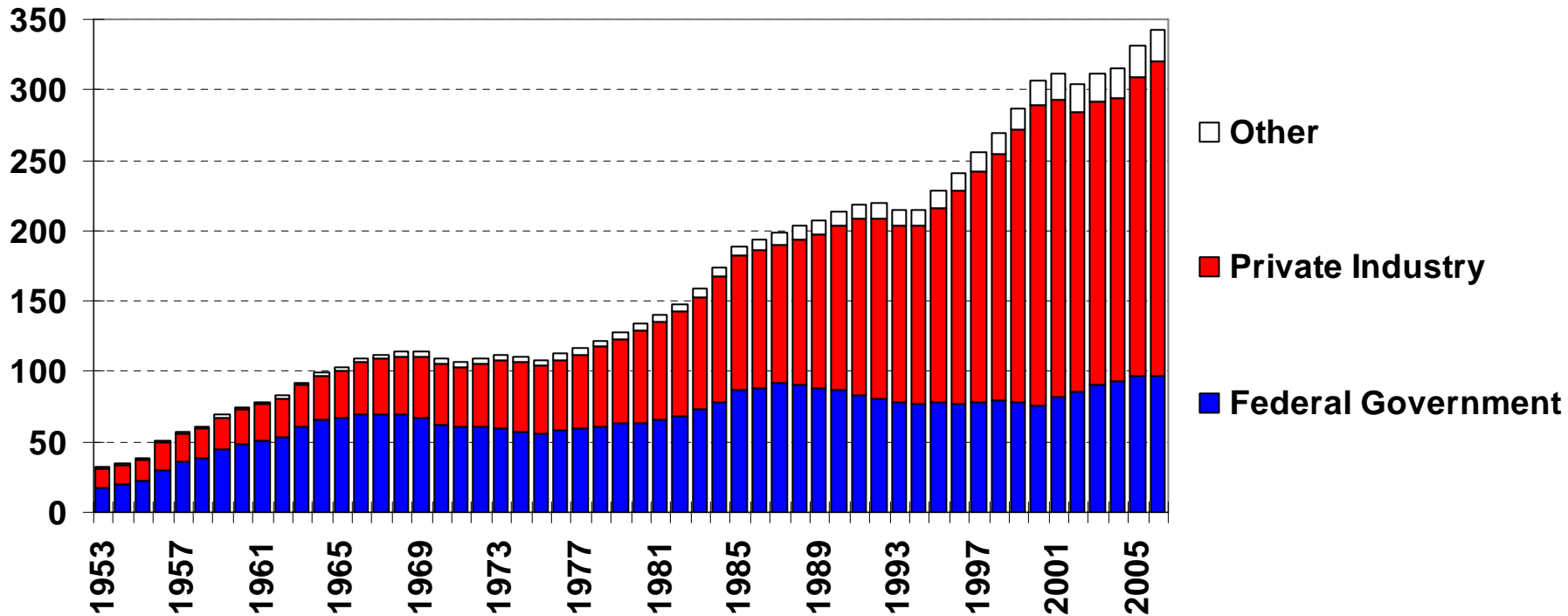


FEDERAL R&D IN CONTEXT: INDUSTRY AND THE WORLD

- 2/3 of all U.S. R&D is funded by industry, but industry focuses heavily on development; the majority of U.S. research is funded by the federal government.
- The U.S. compares favorably with other nations in R&D spending, but many Asian nations are dramatically increasing their R&D.

U.S. R&D Funding by Source, 1953-2006

expenditures in billions of constant 2006 dollars

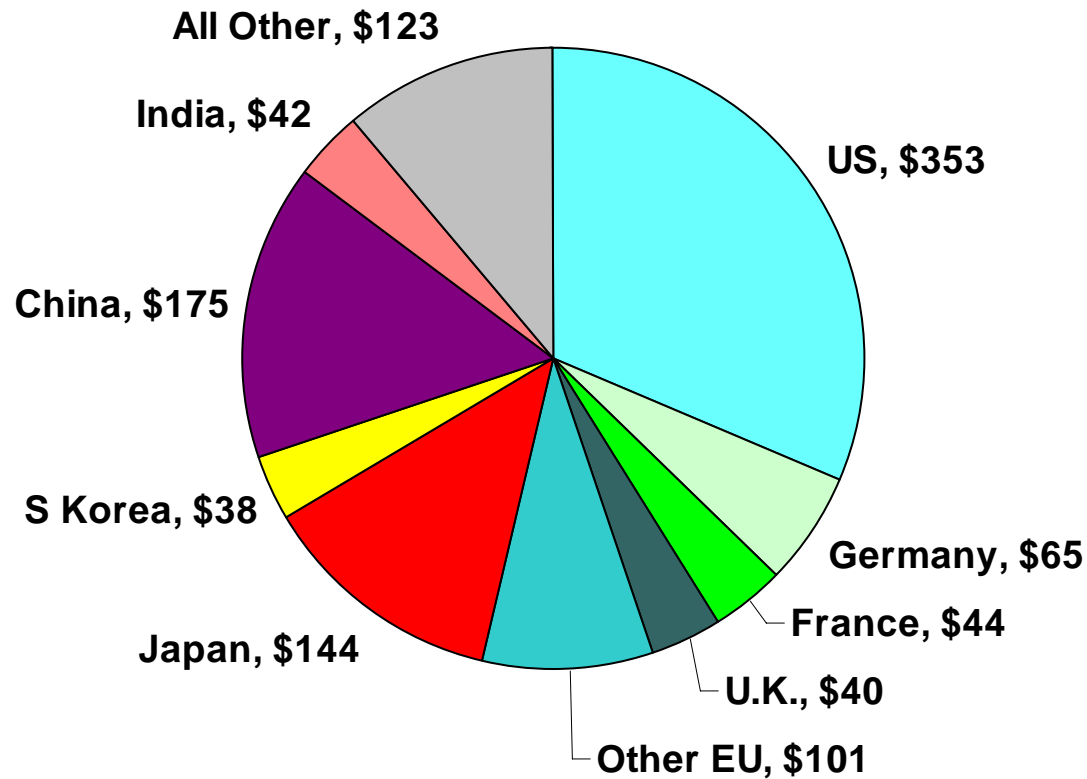


Source: NSF, Division of Science Resources Statistics. (Data for 2005 and 2006 are preliminary.)

APRIL '07 © 2007 AAAS



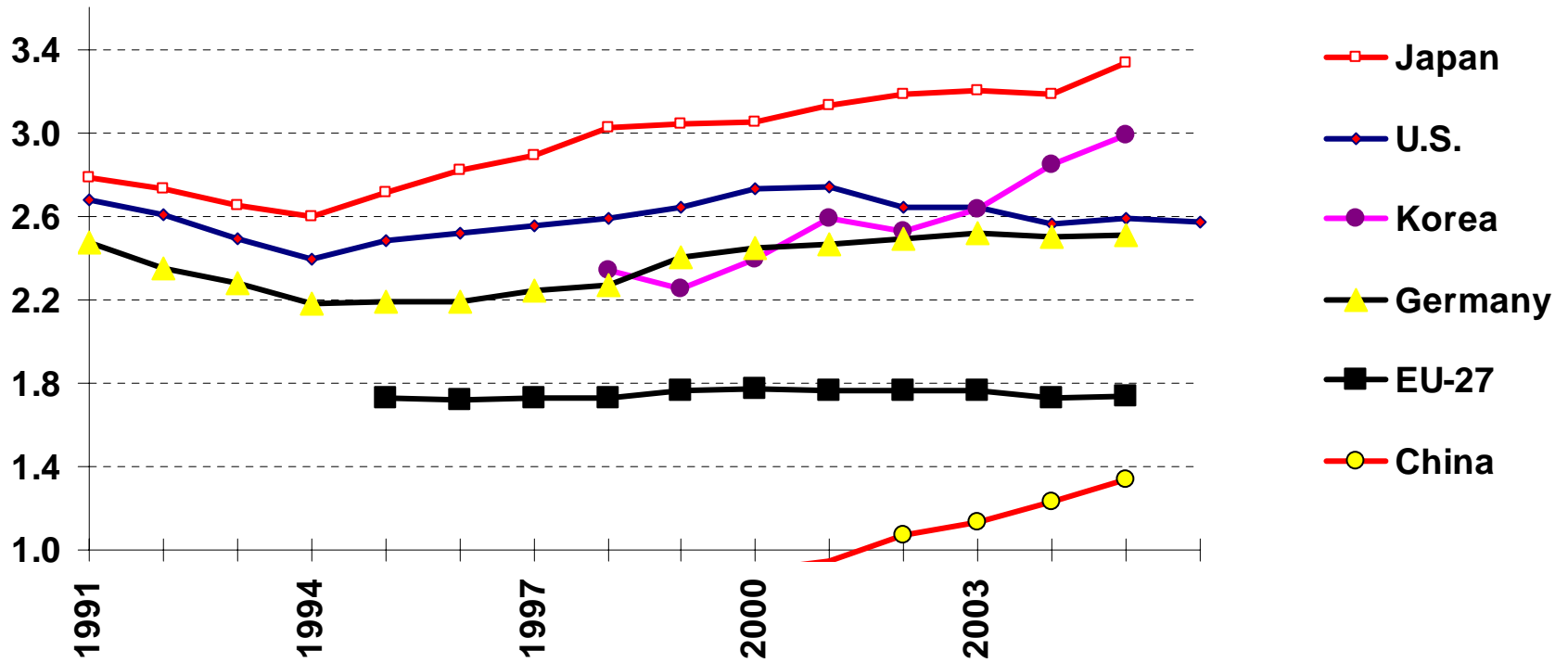
Shares of Total World R&D, 2007



**Total World R&D =
U.S. \$1,124 billion****

Source: Battelle, Global R&D Report, 2007, from Battelle, OECD, and R&D Magazine data. Projections for 2007, by performer nation. * *-calculated using purchasing power parities, in millions of dollars.
DECEMBER '07 © 2007 AAAS

Total National R&D as % of GDP, 1991-2006



Source: National Science Foundation, National Patterns of R&D Resources and OECD, Main Science and Technology Indicators. Data not available for all nations for all years. DECEMBER '07 © 2007 AAAS

WHAT'S NEXT?

- This week, Congress considers a \$180+ billion supplemental bill primarily for war costs through the end of the year. There could be science funding in it (DOE Science, NSF, and NIST?)
- Congress wants to finalize the FY 2009 budget resolution, which could boost domestic appropriations by up to \$24 billion over the President's request. But the President has threatened to veto any appropriations that exceed his request.
- If Congress is forced to stay with the President's total, then ACI and other increases will be trimmed to shore up funding for other domestic programs, as in 2008.
- Many of these proposed R&D increases are authorized in the America COMPETES Act and other legislation, but the problem is in finding the resources.
- The Appropriations Committees will try to write and pass 12 2009 appropriations bills. But Congress is already considering delaying appropriations until the next President is in office.

FOR MORE INFORMATION...

The AAAS R&D web site is
www.aaas.org/spp/rd

The AAAS Forum on
Science and Technology
Policy is 8-9 May 2008
in Washington, DC

AAAS REPORT XXXIII

Research & Development FY 2009

Intersociety Working Group

